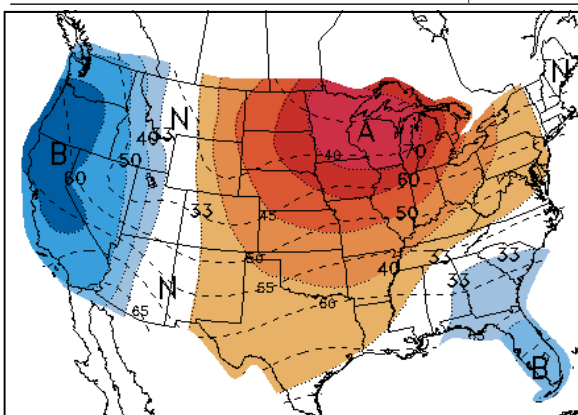


NYMEX Commodities

	03/24	03/17	Δ	Year Ago
Crude Oil, Apr. 2010	\$80.61	\$82.93	(\$2.32)	\$53.98
Natural Gas, Apr. 2010	\$4.11	\$4.30	(\$0.20)	\$4.35
Gas (RBOB), Apr. 2010	\$2.22	\$2.31	(\$0.09)	\$1.50
Heating Oil, Apr. 2010	\$2.07	\$2.14	(\$0.07)	\$1.50

Platts-ICE Forward Curve, Electricity

Prompt: Mar. 2010	03/24	03/17	Δ	Year Ago
Mass. Hub	\$42.50	\$45.00	(\$2.50)	\$47.00
N.Y. Zone G	\$43.50	\$46.00	(\$2.50)	\$51.00
PJM West	\$41.50	\$42.00	(\$0.50)	\$45.00
ERCOT	\$36.00	\$37.25	(\$1.25)	\$41.75



NOAA 6 to 10 Day Outlook: Color indicates the probability of forecasted temperatures being above or below a historical average for the period.

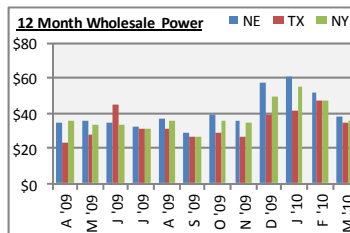
NYMEX Natural Gas Strip Averages

	03/24	03/17	Δ
Q2'10	\$4.16	\$4.37	(\$0.21)
Summer '10	\$4.37	\$4.59	(\$0.22)
Winter '10-'11	\$5.41	\$5.59	(\$0.19)
Cal. Yr. 2010	\$4.57	\$4.79	(\$0.21)
Cal. Yr. 2011	\$5.36	\$5.52	(\$0.16)
Cal. Yr. 2012	\$5.76	\$5.96	(\$0.20)
12 Months	\$4.71	\$4.92	(\$0.21)
24 Months	\$5.11	\$5.30	(\$0.18)
36 Months	\$5.36	\$5.56	(\$0.19)

Natural Gas Falls Below \$4 as Supplies Exceed Forecast

Natural gas fell below \$4 per million British thermal units for the first time in almost six months as a government report showed that U.S. inventories of the power-plant fuel rose more than analysts anticipated. Inventories gained 11 billion cubic feet in the week ended March 19, the Energy Department said today. Analysts forecast an increase of 8 billion. The five-year average change is a decline of 37 billion. Natural gas for April delivery fell 13.3 cents, or 3.2 percent, to \$3.972 per million Btu at 12 p.m. on the NYMEX. The contract reached \$3.94 per million Btu, the lowest price since Sept. 28. The number of rigs drilling for gas in the U.S. rose to 939 last week, according to data. The total represents an increase of 41 percent from a seven-year low in July. An increase in rigs indicates production from gas fields may gain later this year.

Mild weather this month has cut demand for gas as a heating fuel. Stockpiles typically decline from November to March and are rebuilt during the warm weather season. Wholesale electric conditions have continued to improve in March as the price of natural gas falls.



In New England, market power costs settled at \$38.64 per MWh while New York pricing cleared at \$36.28 per MWh. MCPE prices in Texas settled at \$34.29 per MWh. Patriot Energy

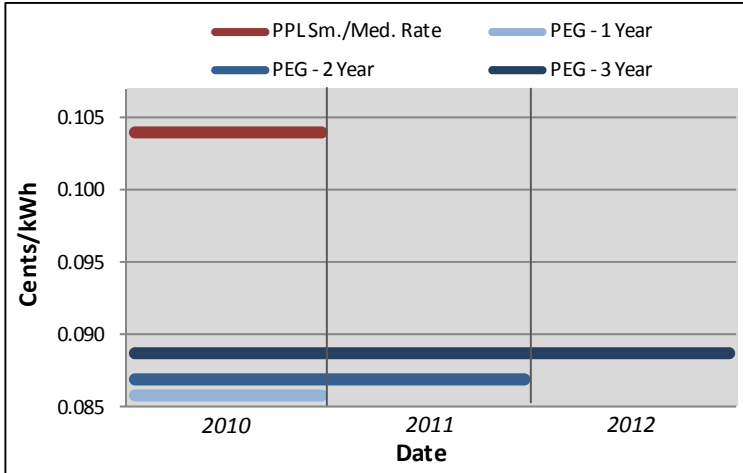
Group encourages all clients to assess their exposure to energy markets to determine if now is an opportune time to extend contracts or develop forward looking strategies given business circumstances. Regardless of one's view on whether energy prices will rise or fall, all should determine if there is an opportunity to save money to mitigate risk. Contact your Account Representative to explore all current opportunities.

Natural Gas a Bigger Part of Energy Picture, Bush says

At an energy conference dubbed Natural Gas Nation, former President George W. Bush said today that "technology is a game-changer in America," as evidenced by advancements in natural gas drilling that have greatly increased the long-term supply of the fuel. The technological progress is "transformative in helping America become independent of foreign sources of energy," and thus boosts the nation's energy security, said Bush, who gave opening remarks at the conference at Southern Methodist University. Expansion of America's domestic energy production reduces the threat of disruptions in energy supplies from foreign nations that aren't political and philosophical allies of the U.S., said Bush, who once was a Midland-based oil and gas producer. The George W. Bush Institute, a non-profit organization, is presenting the one-day conference with the SMU Cox Maguire Energy Institute. The techno-

logical advances to which Bush referred, including horizontal drilling, have had a huge impact in North Texas, where approximately 14,000 wells have been drilled in the Barnett Shale, a geological zone that in 2008 became the largest natural-gas producing area in the nation. In a morning panel discussion on natural gas supply, Southcross Energy CEO David Biegler said that current estimates of a 100-year U.S. gas supply show that "it's time to think of natural gas as a critical component of our energy supply" for the long term, not merely as a "bridge fuel" to be used until greater supplies of alternative energy sources such as nuclear, wind and solar can be developed. In 2009, U.S. natural gas production was "up about 35 percent from the 1980s, when everybody said we were running out of gas," noted Biegler. The U.S. currently produces about 22 trillion cubic feet of natural gas annually, but 30 trillion cubic feet of production is considered achievable.

Pennsylvania - Fixed Power Rate Tracker



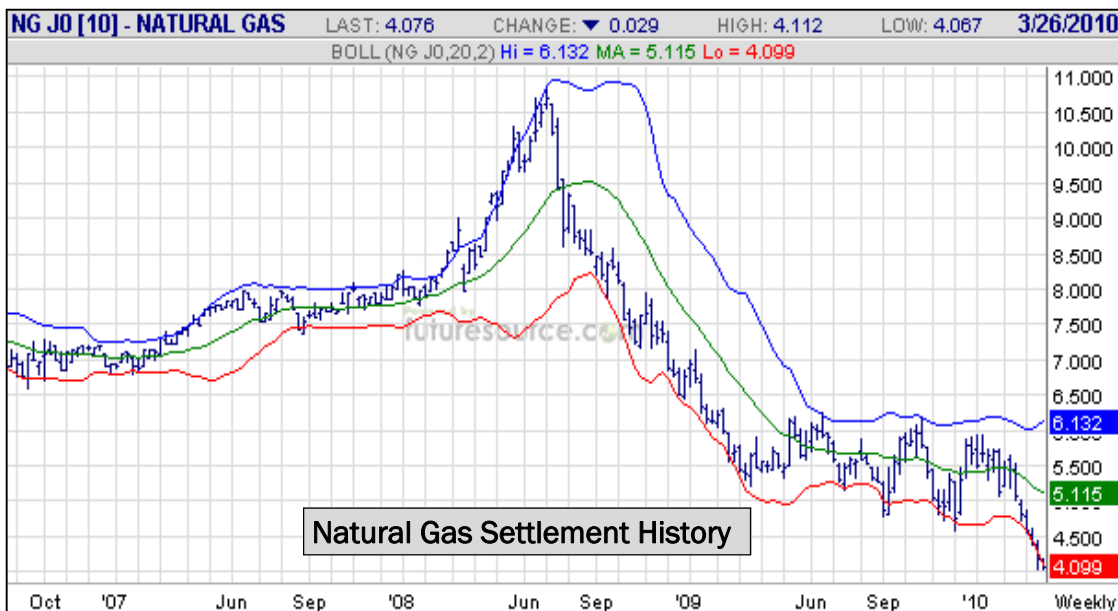
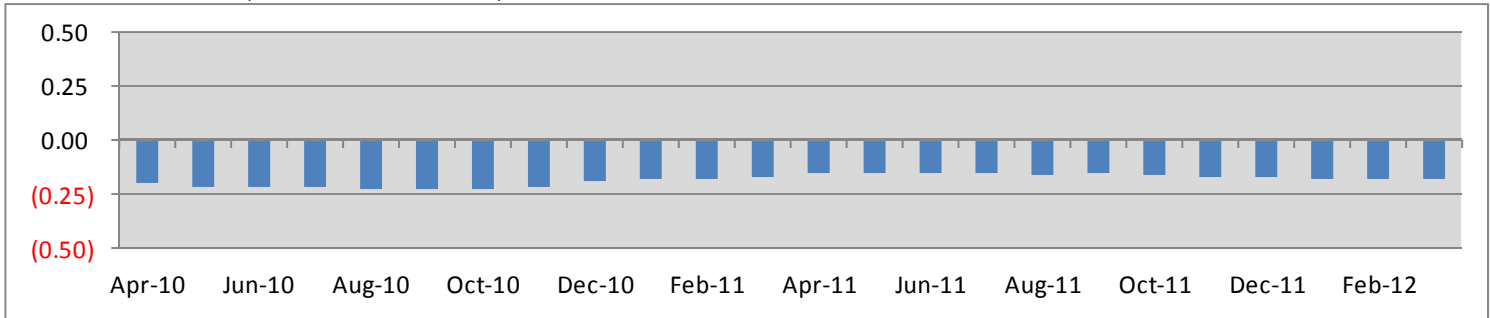
Monthly Electric Usage (kWh)	Potential 2010 Savings
10,000	\$2,196
20,000	\$4,392
30,000	\$6,588
40,000	\$8,784
50,000	\$10,980
60,000	\$13,176
70,000	\$15,372

Projected Savings

18%

NYMEX Natural Gas Week-to-Week Price Change

Prices from NYMEX close 03/17 to NYMEX close on 03/24



Patriot Energy Office Locations

MASSACHUSETTS

10 Tower Office Park, Suite 315
Woburn MA, 01801

201 Westfield Street, 2nd Floor
West Springfield MA, 01089

PENNSYLVANIA

3540 North Progress Ave, Ste. 203
Harrisburg, PA 17110

TEXAS

Midway Tower
4230 LBJ Freeway, Suite 612
Dallas TX, 75244

CONNECTICUT

45 Church Street
Stamford CT, 06906