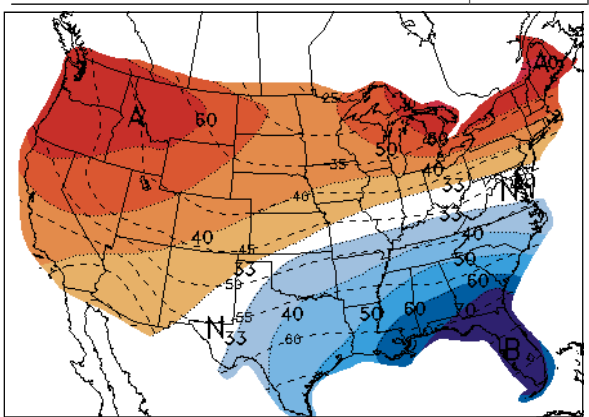


NYMEX Commodities

| | 03/10 | 03/03 | Δ | Year Ago |
|------------------------|---------|---------|----------|----------|
| Crude Oil, Apr. 2010 | \$82.09 | \$80.87 | \$1.22 | \$45.71 |
| Natural Gas, Apr. 2010 | \$4.56 | \$4.76 | (\$0.20) | \$3.87 |
| Gas (RBOB), Apr. 2010 | \$2.29 | \$2.25 | \$0.04 | \$1.30 |
| Heating Oil, Apr. 2010 | \$2.12 | \$2.09 | \$0.02 | \$1.20 |

Platts-ICE Forward Curve, Electricity

| Prompt: Mar. 2010 | 03/10 | 03/03 | Δ | Year Ago |
|-------------------|---------|---------|----------|----------|
| Mass. Hub | \$46.25 | \$49.75 | (\$3.50) | \$43.50 |
| N.Y. Zone G | \$48.25 | \$53.00 | (\$4.75) | \$53.25 |
| PJM West | \$43.00 | \$47.00 | (\$4.00) | \$44.00 |
| ERCOT | \$38.75 | \$41.00 | (\$2.25) | \$38.25 |



NYMEX Natural Gas Strip Averages

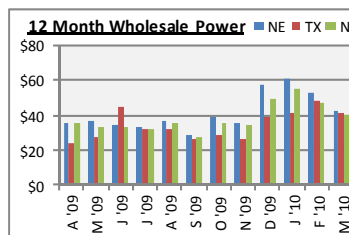
| | 03/10 | 03/03 | Δ |
|----------------|--------|--------|----------|
| Q2'10 | \$4.63 | \$4.82 | (\$0.20) |
| Summer '10 | \$4.84 | \$5.03 | (\$0.19) |
| Winter '10-'11 | \$5.77 | \$5.97 | (\$0.20) |
| Cal. Yr. 2010 | \$5.02 | \$5.21 | (\$0.20) |
| Cal. Yr. 2011 | \$5.63 | \$5.80 | (\$0.16) |
| Cal. Yr. 2012 | \$5.97 | \$6.06 | (\$0.09) |
| 12 Months | \$5.14 | \$5.33 | (\$0.20) |
| 24 Months | \$5.45 | \$5.63 | (\$0.18) |
| 36 Months | \$5.65 | \$5.79 | (\$0.14) |

Natural Gas Drops to 15-Week Low on Ample Supply

Natural gas futures extended declines in New York after a weekly government report today showed supplies of the fuel will be ample during milder-than-normal weather at the end of the heating season. Inventories shrank 111 billion cubic feet in the week ended March 5. Supplies were 1.2 percent above the five-year average, unchanged from the last week's report. Natural gas for April delivery fell 8.7 cents, or 1.9 percent, to \$4.472 per million

British thermal units at 10:58 a.m. on the NYMEX. Above-normal temperatures will stretch from the Midwest to the Northeast through March 20, according to forecasts. About 52 percent of U.S. households rely on natural gas for heating. Futures will probably trade between \$4.50 and \$5 per million Btu as the cold-weather demand period ends this month and

inventories begin to increase in April, according to analysts. Wholesale electric market conditions have continued to improve through March 10th as warmer weather decreases demand for power. In New England wholesale power settled at \$42.11 per



MWH while New York pricing cleared at \$39.66 per MWH. MCEP prices in Texas settled at \$41.77 per MWH. Patriot Energy Group encourages all clients to assess their exposure to energy markets to deter-

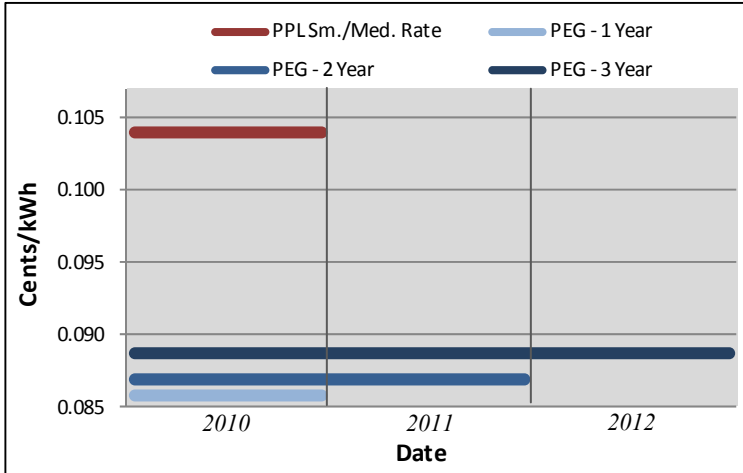
mine if now is an opportune time to extend contracts or develop forward looking strategies given business circumstances. Regardless of one's view on whether energy prices will rise or fall, all should determine if there is an opportunity to save money to mitigate risk. Contact your Account Representative to explore all current opportunities.

OPEC to hold supply steady, oil price where it wants

OPEC is expected to leave oil output targets unchanged when it meets in Vienna next week, as a price around \$80 and hope that a rebounding world economy will burn more fuel override concern about oversupply. U.S. crude futures traded above \$81 a barrel on Wednesday, down a couple of dollars from a 15-month high touched in January. The price has averaged \$78 this year, well above the \$62 of 2009 and enough to meet the budget needs of most of OPEC. With revenues rising and the price just above the \$70 to \$80 range that top producer Saudi Arabia has targeted as fair, there is little reason for OPEC to change course. Many members would have the luxury of running a fiscal surplus this year, in stark contrast to the situation in much of the rest of the world, where governments are facing the huge debts they ran up to nurse economies through recession. "OPEC will maintain the same production levels," Imad al-

Atiqi, a member of Kuwait's Supreme Petroleum Council, said on Wednesday, with prices around the "desired level" of \$70 to \$80 a barrel. Weakness in physical oil markets would remain a concern for oil ministers, and they were likely to repeat the call made in previous meetings for members to improve their adherence to existing supply curbs to help address oversupply. "There is too much oil on the market," said Sadad al-Husseini, a former top official at state oil giant Saudi Aramco. "But you can't really drop quotas when quotas are so far below what they are actually producing." High prices have encouraged OPEC to quietly increase output, regardless of targets. The group pumped at a 14-month high in February, according to a Reuters survey. Oil inventories have fallen as cold winter weather has encouraged fuel use. The group is hoping recovering demand in the second half of the year would mop up inventories and absorb higher supply.

Pennsylvania - Fixed Power Rate Tracker



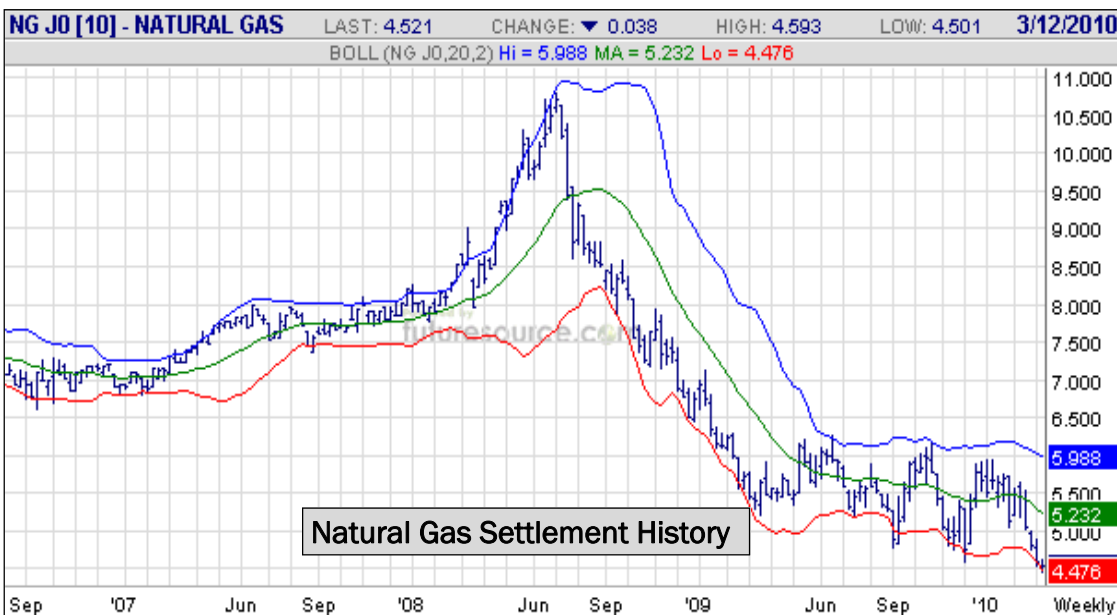
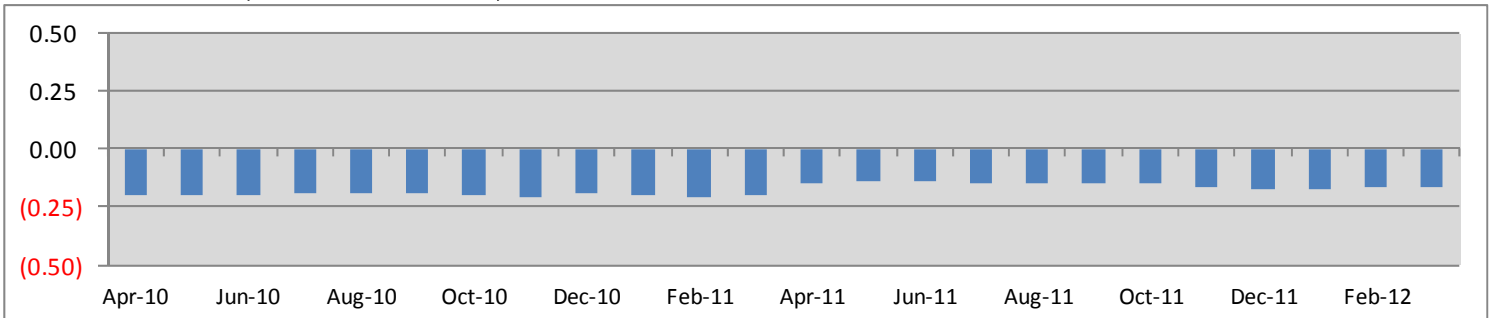
| Monthly Electric Usage (kWh) | Potential 2010 Savings |
|------------------------------|------------------------|
| 10,000 | \$2,196 |
| 20,000 | \$4,392 |
| 30,000 | \$6,588 |
| 40,000 | \$8,784 |
| 50,000 | \$10,980 |
| 60,000 | \$13,176 |
| 70,000 | \$15,372 |

Projected Savings

18%

NYMEX Natural Gas Week-to-Week Price Change

Prices from NYMEX close 03/03 to NYMEX close on 03/10



Patriot Energy Office Locations

MASSACHUSETTS

10 Tower Office Park, Suite 315
Woburn MA, 01801

201 Westfield Street, 2nd Floor
West Springfield MA, 01089

PENNSYLVANIA

3540 North Progress Ave, Ste. 203
Harrisburg, PA 17110

TEXAS

Midway Tower
4230 LBJ Freeway, Suite 612
Dallas TX, 75244

CONNECTICUT

45 Church Street
Stamford CT, 06906