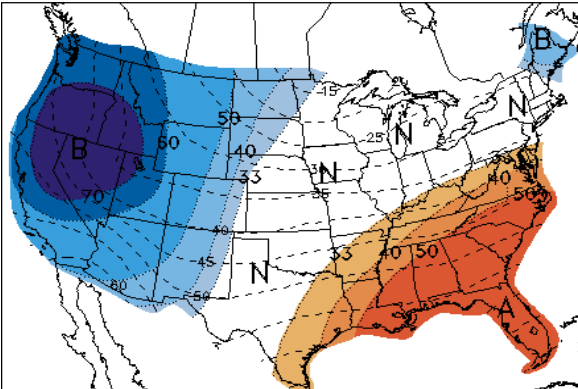


NYMEX Commodities

	02/16	02/09	Δ	Year Ago
Crude Oil, Mar. 2011	\$84.99	\$86.71	(\$1.72)	\$77.33
Natural Gas, Mar. 2011	\$3.92	\$4.04	(\$0.12)	\$5.39
Gas (RBOB), Mar. 2011	\$2.54	\$2.53	\$0.02	\$2.01
Heating Oil, Mar. 2011	\$2.78	\$2.77	\$0.01	\$2.01

Platts-ICE Forward Curve, Electricity

Prompt: Mar. 2011	02/16	02/09	Δ	Year Ago
Mass. Hub	\$46.75	\$48.35	(\$1.60)	\$54.50
N.Y. Zone G	\$49.75	\$51.50	(\$1.75)	\$58.25
PJM West	\$44.65	\$45.75	(\$1.10)	\$50.75
ERCOT	\$35.75	\$35.75	\$0.00	\$46.75

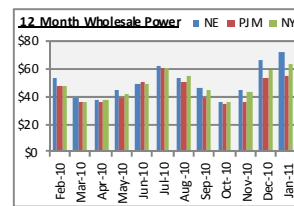


NYMEX Natural Gas Strip Averages

Prompt: Mar. 2011	02/16	02/09	Δ
Q2 2011	\$4.03	\$4.15	(\$0.12)
Summer '11	\$4.14	\$4.27	(\$0.13)
Winter '11-'12	\$4.74	\$4.85	(\$0.12)
Bal. 2011	\$4.18	\$4.31	(\$0.12)
Cal. Yr. 2012	\$4.73	\$4.83	(\$0.09)
Cal. Yr. 2013	\$5.10	\$5.15	(\$0.05)
12 Months	\$4.28	\$4.40	(\$0.12)
24 Months	\$4.55	\$4.65	(\$0.10)
36 Months	\$4.75	\$4.83	(\$0.08)

Natural Gas Futures Hit 3-Month Lows After Storage Report

Natural gas futures Thursday fell to their lowest levels since November after a larger-than-average weekly inventory decline wasn't enough to support a market focused on mild weather forecasts and the coming seasonal decline in gas-heating needs. Natural gas for March delivery recently traded 6.8 cents lower, or 1.7%, at \$3.853 a million British thermal units on the NYMEX. The benchmark futures contract fell as low as \$3.825/MMBtu after the report, the lowest intraday price since Nov. 17. The EIA reported that U.S. gas stockpiles fell by 233 billion cubic feet last week. Inventories stood at a record high at nearly 10% above the five-year average in November, but frigid weather since has eliminated the surplus. The more balanced supply-and-demand picture hasn't done much to support the market, however, with traders instead looking to the coming



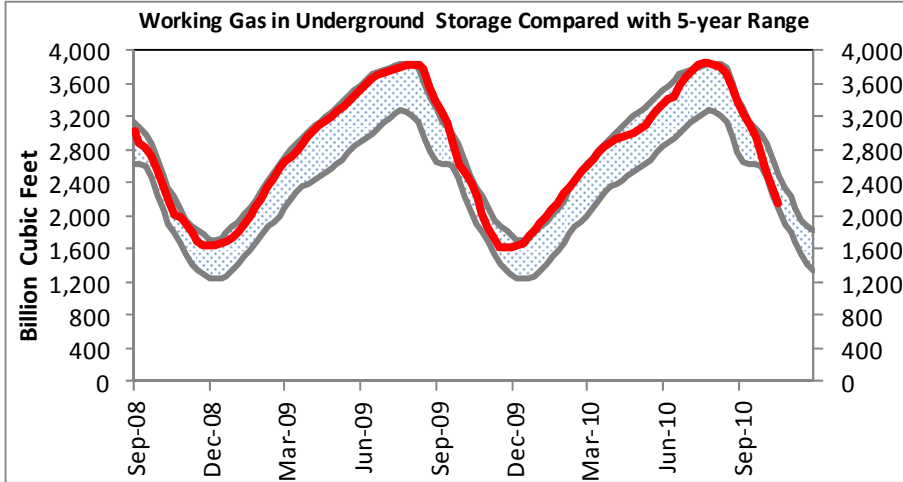
end of winter's high heating demand period. Warmer-than-normal weather should last through this weekend across major gas-heating markets in the eastern two-thirds of the U.S. The gas market remains under pressure from the view that supply growth will outpace demand increases in 2011 amid rising production from shale rock formations, and traders have kept a close eye on the weather outlook for hints usage trends. Patriot Energy encourages all clients to assess their exposure to energy markets to determine if now is an opportune time to extend contracts or develop forward looking strategies given unique business circumstances. Regardless of one's view on whether energy prices will rise or fall, all should determine if there is an opportunity to save money or to mitigate risk. Contact your Account Representative to explore all current offers and discuss market conditions.

Oil Fluctuates on Reports About Iranian Warships, U.S. Economy

Crude oil fluctuated in New York as Iranian state-run television said the country was sending two warships through the Suez Canal and U.S. jobless claims rose. Oil gained as much as 0.5 percent after Iran's Press TV reported the ships' itinerary. Egypt's Suez Canal Authority said no Iranian naval vessels had been granted permission to sail through the canal. Jobless claims increased more than expected last week in a Labor Department report. Crude for March delivery rose 35 cents, or 0.4 percent, to \$85.34 a barrel at 10:58 a.m. on the New York Mercantile Exchange. Futures have gained 10 percent in the past year. The report on the Iranian warships raised concern about a possible confrontation between Israel and Iran which could curb Middle Eastern oil supplies. Israeli Foreign Minister Avigdor Lieberman said yesterday that plans to send the ships through the canal to Syria were a

"provocation." Iranian officials are in contact with the Egyptian authorities to arrange passage for the two warships, and the Egyptians believe there's nothing wrong with the journey, according to the Press TV report, which cited an unidentified naval official. About 2.5 percent of global oil output moves through the Suez Canal and the adjacent Suez-Mediterranean pipeline. Iran is OPEC's second-largest oil producer after Saudi Arabia, pumping 3.72 million barrels a day last month, according to estimates. Applications for jobless benefits rose by 25,000 to 410,000 last week, Labor Department figures showed today in Washington. That's more than the 400,000 median forecast of economists. The U.S. jobless rate will average 8.8 percent to 9 percent in the fourth quarter, down from November forecasts of 8.9 percent to 9.1 percent, the Federal Open Market Committee said in minutes of a meeting released yesterday.

EIA - Weekly Natural Gas Storage Report

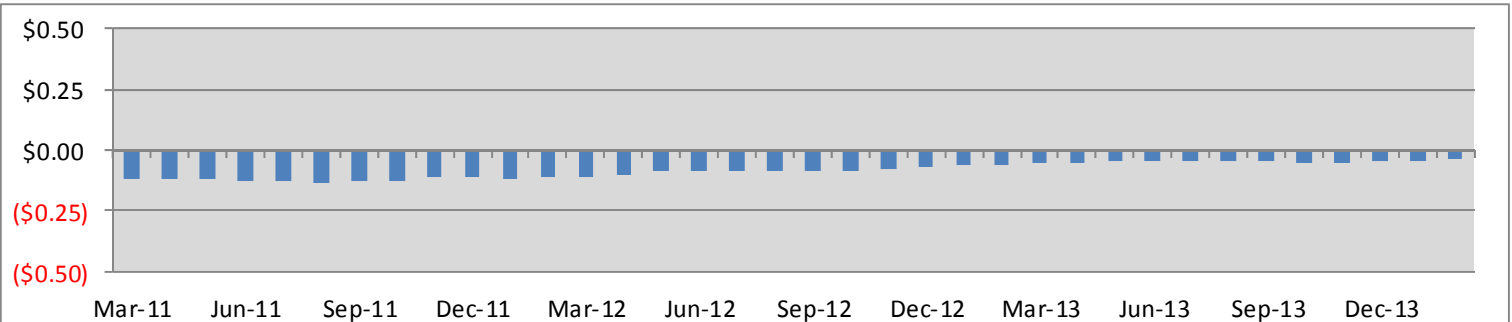


Summary

Working gas in storage was 1,911 Bcf as of Friday, February 11, 2011, according to EIA estimates. This represents a net decline of 233 Bcf from the previous week. Stocks were 141 Bcf less than last year at this time and 128 Bcf below the 5-year average of 2,039 Bcf. In the East Region, stocks were 135 Bcf below the 5-year average following net withdrawals of 118 Bcf. Stocks in the Producing Region were 18 Bcf above the 5-year average of 680 Bcf after a net withdrawal of 91 Bcf. Stocks in the West Region were 11 Bcf below the 5-year average after a net drawdown of 24 Bcf. At 1,911 Bcf, total working gas is within the 5-year historical range.

NYMEX Natural Gas Week-to-Week Price Change

Prices from NYMEX close 02/09 to NYMEX close on 02/16



NGSC A0 [10] - NAT GAS 12-MONTH STRIP LAST: 4.29 CHANGE: ▲ 0.01 HIGH: 4.29 LOW: 4.27 2/18/2011
BOLL (NGSC A0,20,2) Hi = 4.85 MA = 4.41 Lo = 3.96



Patriot Energy Office Locations

MASSACHUSETTS

10 Tower Office Park, Suite 315
Woburn MA, 01801

201 Westfield Street, 2nd Floor
West Springfield MA, 01089

PENNSYLVANIA

3540 North Progress Ave, Ste. 203
Harrisburg, PA 17110

TEXAS

Midway Tower
4230 LBJ Freeway, Suite 612
Dallas TX, 75244

CONNECTICUT

45 Church Street
Stamford CT, 06906