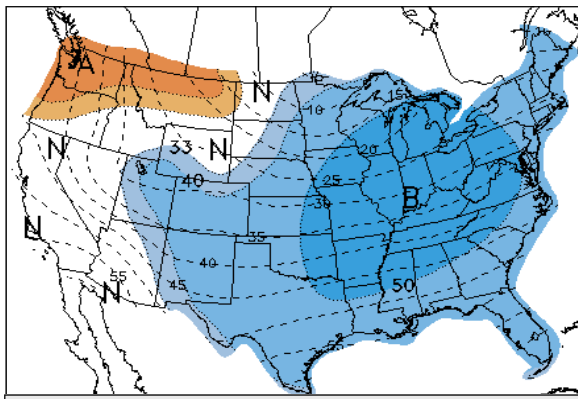


NYMEX Commodities

	01/26	01/19	Δ	Year Ago
Crude Oil, Feb. 2010	\$87.33	\$90.86	(\$3.53)	\$74.71
Natural Gas, Feb. 2010	\$4.49	\$4.56	(\$0.07)	\$5.49
Gas (RBOB), Feb. 2010	\$2.43	\$2.48	(\$0.05)	\$1.97
Heating Oil, Feb. 2010	\$2.67	\$2.66	\$0.01	\$1.95

Platts-ICE Forward Curve, Electricity

Prompt: Feb. 2010	01/26	01/19	Δ	Year Ago
Mass. Hub	\$70.25	\$64.75	\$5.50	\$63.00
N.Y. Zone G	\$71.00	\$66.50	\$4.50	\$65.00
PJM West	\$58.75	\$56.35	\$2.40	\$72.75
ERCOT	\$36.25	\$37.00	(\$0.75)	\$43.50



NOAA 6 to 10 Day Outlook: Color indicates the probability of forecasted temperatures being above or below a historical average for the period.

NYMEX Natural Gas Strip Averages

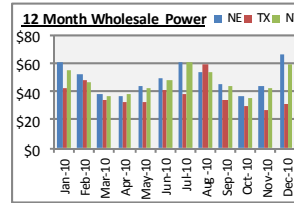
Prompt: Feb. 2010	01/26	01/19	Δ
Q1 2011	\$4.50	\$4.57	(\$0.07)
Summer '11	\$4.63	\$4.69	(\$0.06)
Winter '11-'12	\$5.05	\$5.13	(\$0.08)
Cal. Yr. 2011	\$4.66	\$4.73	(\$0.07)
Cal. Yr. 2012	\$5.05	\$5.10	(\$0.05)
Cal. Yr. 2013	\$5.27	\$5.29	(\$0.02)
12 Months	\$4.71	\$4.78	(\$0.07)
24 Months	\$4.89	\$4.95	(\$0.06)
36 Months	\$5.02	\$5.07	(\$0.05)

Natural Gas Futures Fall to Four-Week Low on Inventory Outlook

Natural gas dropped to a four-week low on speculation that a stockpile decline last week wasn't enough to keep supplies from reaching a record by November. Gas fell 3.9 percent after the Government said inventories dropped 174 billion cubic feet to 2.542 trillion. Analyst estimates showed a decrease of 170 billion. Stockpiles may surpass storage capacity of about 4.1 trillion cubic feet later this year. Natural gas for February delivery fell 17.5

cents to \$4.316 per million British thermal units on the New York Mercantile Exchange, the lowest settlement price since Dec. 29. The futures are down 18 percent from a year ago. February futures expired today. The more actively traded March contract declined 18.2 cents, or 4 percent, to \$4.319 per million Btu. The number of rigs drilling for gas in the U.S. reached the highest level in five

months last week, according to data published Jan. 21 by Baker Hughes Inc. Gas rigs rose by four to 906. Forecasts showed moderating temperatures in the eastern and central U.S. in mid-February that may reduce demand for the heating and power generation fuel. About 52 percent of U.S. households use natural gas for heating, according to the Energy Department. Patriot Energy Group, Inc. encourages all clients to assess their exposure to energy markets to



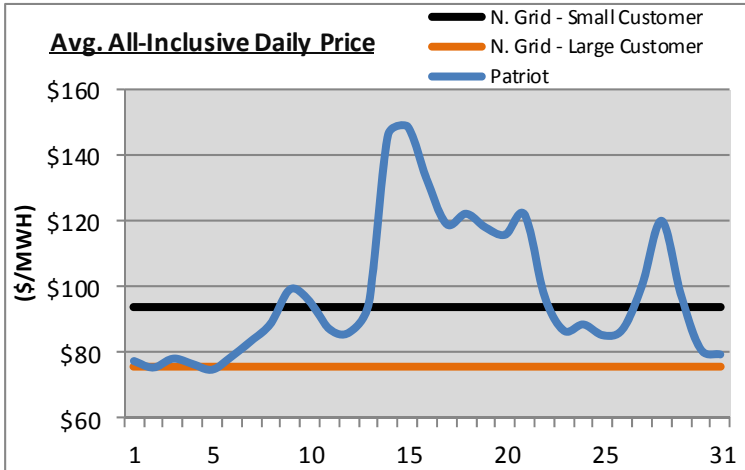
determine if now is an opportune time to extend contracts or develop forward looking strategies given unique business circumstances. Regardless of one's view on whether energy prices will rise or fall, all should determine if there is an opportunity to save money or to mitigate risk. Contact your Account Representative to explore all current offers and discuss market conditions.

Oil Falls to Eight-Week Low in N.Y. After Jobless Claims Rise

Crude oil fell to an eight-week low in New York, and slid to a record discount versus London's Brent, as a bigger than forecast gain in U.S. jobless claims bolstered concern that the economy will be slow to recover. Futures dropped 1.9 percent after Labor Department figures showed applications for jobless benefits rose 51,000 to 454,000 last week. Orders for U.S. durable goods decreased in December. Crude oil for March delivery tumbled \$1.69 to \$85.64 a barrel on the New York Mercantile Exchange, the lowest settlement price since Nov. 30. Futures are up 16 percent from a year ago. Brent crude oil for March settlement fell 52 cents, or 0.5 percent, to end the session at \$97.39 a barrel on the London-based ICE Futures Europe exchange. Brent's premium over Nymex-traded West Texas Intermediate widened to a record \$11.75 a barrel. Investors are buying Brent contracts as a buildup of sup-

plies at Cushing, Oklahoma, the delivery point for New York-traded West Texas Intermediate oil, skews the U.S. grade's reliability as an indicator of demand. Inventories at Cushing gained 2.3 percent in the week ended Jan. 21 to the highest level since August, according to an Energy Department report yesterday. Saudi Arabia, OPEC's biggest member, signaled on Jan. 24 that the group may boost production this year to meet growing consumption in China and India. The 12 members of the Organization of Petroleum Exporting Countries pumped about 29.2 million barrels a day last month, according to a survey of oil companies, producers and analysts. OPEC will increase shipments through mid-February to meet U.S. and European winter demand, according to tanker-tracker Oil Movements. The total will rise 1.4 percent to 23.67 million barrels a day in the four weeks to Feb. 12 from 23.34 million in the period ended Jan. 1.

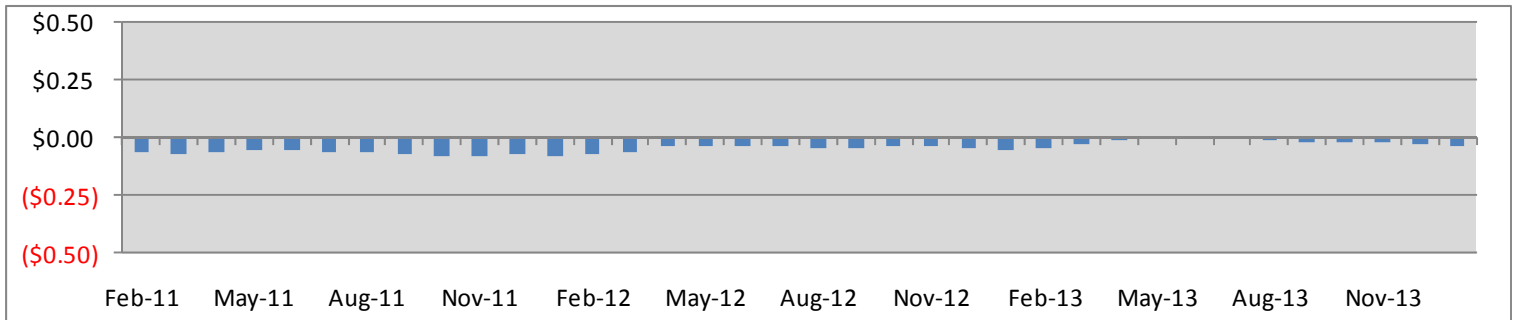
Rhode Island - December Wholesale Electricity Tracker



The cost of wholesale electricity was elevated in December as cold weather spurred additional demand for power, and drove up the market price for natural gas, the regions most important generation source fuel. The National Oceanographic and Atmospheric Administration is predicting an equal chance of above or below average temperatures for January. Natural gas and electric markets will continue to react accordingly to weather patterns.

NYMEX Natural Gas Week-to-Week Price Change

Prices from NYMEX close 01/19 to NYMEX close on 01/26



Patriot Energy Office Locations

MASSACHUSETTS

10 Tower Office Park, Suite 315
Woburn MA, 01801

201 Westfield Street, 2nd Floor
West Springfield MA, 01089

PENNSYLVANIA

3540 North Progress Ave, Ste. 203
Harrisburg, PA 17110

TEXAS

Midway Tower
4230 LBJ Freeway, Suite 612
Dallas TX, 75244

CONNECTICUT

45 Church Street
Stamford CT, 06906