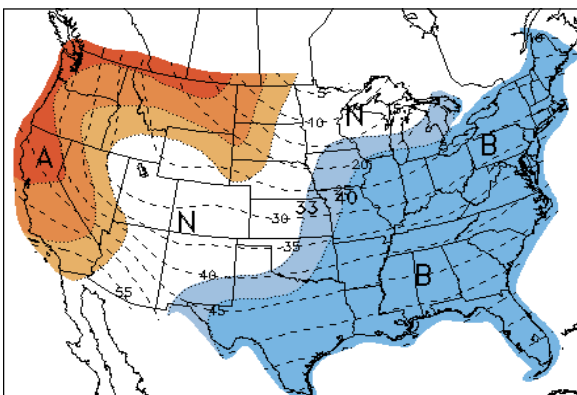


NYMEX Commodities

	01/19	01/12	Δ	Year Ago
Crude Oil, Feb. 2010	\$90.86	\$91.86	(\$1.00)	\$79.02
Natural Gas, Feb. 2010	\$4.56	\$4.53	\$0.03	\$5.56
Gas (RBOB), Feb. 2010	\$2.48	\$2.46	\$0.02	\$2.06
Heating Oil, Feb. 2010	\$2.66	\$2.62	\$0.04	\$2.05

Platts-ICE Forward Curve, Electricity

Prompt: Feb. 2010	01/19	01/12	Δ	Year Ago
Mass. Hub	\$64.75	\$59.75	\$5.00	\$66.50
N.Y. Zone G	\$66.50	\$61.00	\$5.50	\$68.50
PJM West	\$56.35	\$54.85	\$1.50	\$59.25
ERCOT	\$37.00	\$36.50	\$0.50	\$43.75



NOAA 6 to 10 Day Outlook: Color indicates the probability of forecasted temperatures being above or below a historical average for the period.

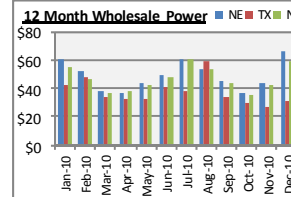
NYMEX Natural Gas Strip Averages

Prompt: Feb. 2010	01/19	01/12	Δ
Q1 2011	\$4.57	\$4.53	\$0.04
Summer '11	\$4.69	\$4.66	\$0.03
Winter '11-'12	\$5.13	\$5.13	\$0.00
Cal. Yr. 2011	\$4.73	\$4.70	\$0.03
Cal. Yr. 2012	\$5.10	\$5.11	(\$0.01)
Cal. Yr. 2013	\$5.29	\$5.32	(\$0.03)
12 Months	\$4.78	\$4.75	\$0.03
24 Months	\$4.95	\$4.95	\$0.00
36 Months	\$5.07	\$5.08	(\$0.01)

Natural Gas Rises to Five-Month High on Inventory Decline

Natural gas futures rose to the highest price in more than five months after a government report showed that U.S. inventories fell more than forecast last week as cold weather boosted demand for the heating fuel. Gas gained 2.9 percent after the Energy Department said supplies dropped 243 billion cubic feet in the week ended Jan. 14 to 2.716 trillion. Temperatures last week were below normal in the East and Midwest, according to the National Weather Service. Natural gas for February delivery advanced 13.4 cents to \$4.695 per million British thermal on the New York Mercantile Exchange, the highest settlement price since Aug. 4. Gas was trading at \$4.56 before the report was released at 10:30 a.m. in Washington. The futures have declined 15 percent from a year ago. Temperatures will be below normal east of the Mississippi River from Jan. 25 to Jan. 29,

according to the National Weather Service. About 52 percent of U.S. households use natural gas for heating, according to the Energy Department. The number of natural gas drilling rigs operating in the U.S. dropped by 12 to 902 last week, the lowest level since Feb. 19, according to Houston-based oilfield services company Baker Hughes Inc. A new rig report will be released tomorrow. Patriot Energy Group, Inc. encourages all clients to assess their exposure to energy markets to determine if now is an



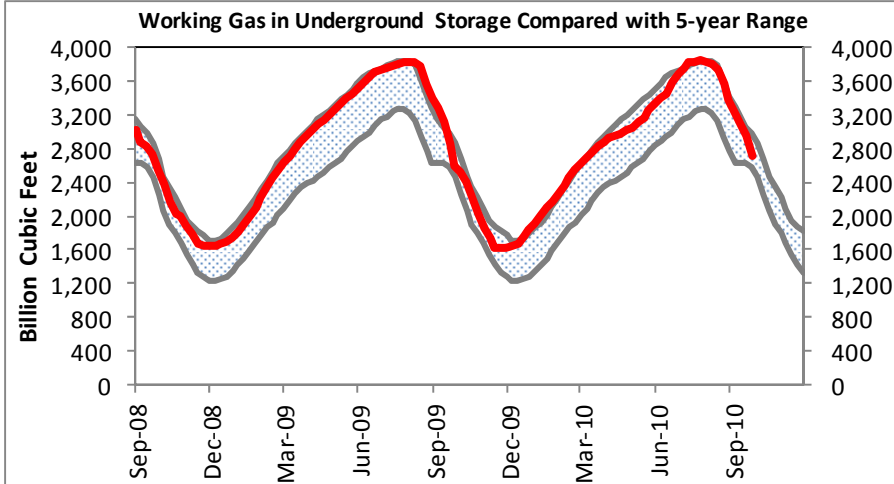
opportune time to extend contracts or develop forward looking strategies given unique business circumstances. Regardless of one's view on whether energy prices will rise or fall, all should determine if there is an opportunity to save money or to mitigate risk. Contact your Account Representative to explore all current offers and discuss market conditions.

Oil Falls Most in Nine Weeks on Concern China to Boost Rates

Crude oil fell the most in nine weeks on concern China will raise interest rates to combat inflation, slowing economic growth and demand for energy. Oil dropped as much as 3.2 percent after China said inflation was 4.6 percent in December and that the economy of the world's biggest energy-consuming country grew 9.8 percent in the fourth quarter. Prices also declined after the Energy Department said that U.S. crude supplies rose for the first time in seven weeks. Crude oil for February delivery fell \$2.19, or 2.4 percent, to \$88.67 a barrel at 12:39 p.m. on the New York Mercantile Exchange. Futures dropped as much as \$2.86 to \$88, the biggest decline since Nov. 12. Oil is up 14 percent from a year ago. February futures expire today. The more active March contract slipped \$2.11, or 2.3 percent, to \$89.70. China's economic expansion topped the 9.4 percent median estimate in a survey of economists and compared

with a 9.6 percent annual gain in the previous three months, a statistics bureau report showed. Crude-oil stockpiles increased 2.62 million barrels to 335.7 million, the Energy Department report showed. A 500,000 barrel decline was forecast, according to the median estimate of 17 analysts surveyed. The International Energy Agency raised its 2011 global crude-oil demand forecast for a fourth month in a Jan. 18 report on signals that the economic recovery will gather momentum. Global oil consumption will rise by 1.4 million barrels, or 1.6 percent, to 89.1 million barrels a day, the Paris based adviser said in its monthly report. That's 360,000 barrels a day more than it estimated in December. The Organization of Petroleum Exporting Countries decided at its meeting in Ecuador, on Dec. 11 to maintain its production target of 24.845 million barrels a day, set in 2008. The group is scheduled to review its quota in June.

EIA - Weekly Natural Gas Storage Report

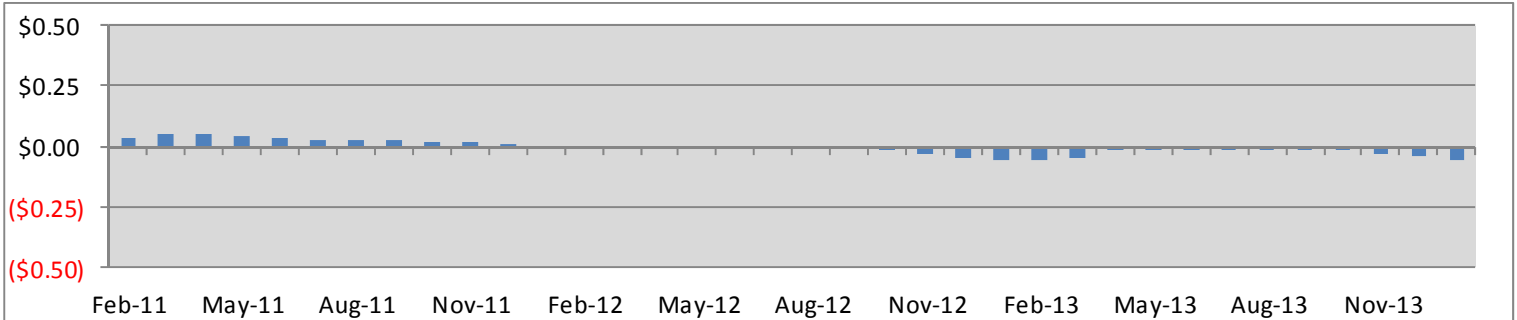


Summary

Working gas in storage was 2,716 Bcf as of Friday, January 14, 2011, according to EIA estimates. This represents a net decline of 243 Bcf from the previous week. Stocks were 74 Bcf higher than last year at this time and 51 Bcf above the 5-year average of 2,665 Bcf. In the East Region, stocks were 83 Bcf below the 5-year average following net withdrawals of 126 Bcf. Stocks in the Producing Region were 133 Bcf above the 5-year average of 835 Bcf after a net withdrawal of 91 Bcf. Stocks in the West Region were 1 Bcf above the 5-year average after a net drawdown of 26 Bcf. At 2,716 Bcf, total working gas is within the 5-year historical range.

NYMEX Natural Gas Week-to-Week Price Change

Prices from NYMEX close 01/12 to NYMEX close on 01/19



Patriot Energy Office Locations

MASSACHUSETTS

10 Tower Office Park, Suite 315
Woburn MA, 01801

201 Westfield Street, 2nd Floor
West Springfield MA, 01089

PENNSYLVANIA

3540 North Progress Ave, Ste. 203
Harrisburg, PA 17110

TEXAS

Midway Tower
4230 LBJ Freeway, Suite 612
Dallas TX, 75244

CONNECTICUT

45 Church Street
Stamford CT, 06906